




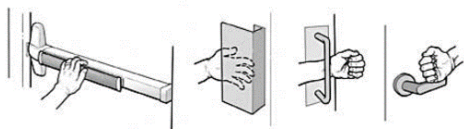
Machine at appropriate height for a wheelchair user.



Seating area for those who cannot stand in line.

# Poll Worker Guide:

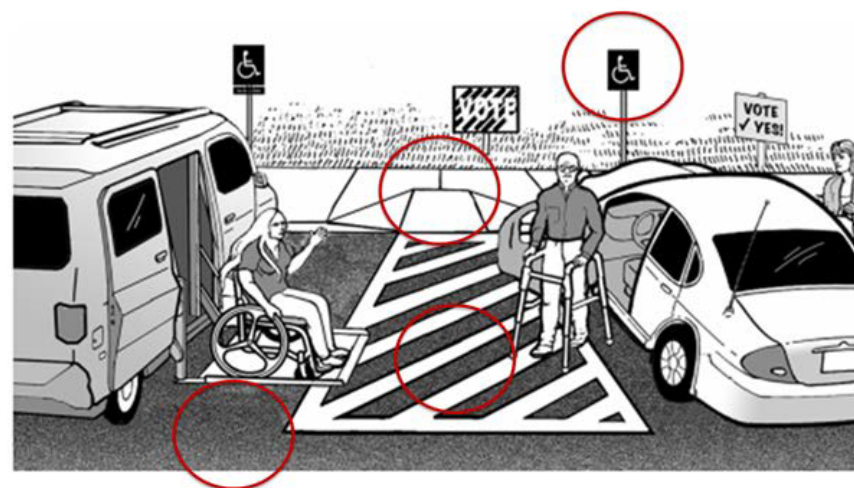
## Polling Place Accessibility



These are accessible door handles. For other door handles, prop or open doors.



Mark barriers such as water fountains with a cone so they are detectable.



Accessible parking lots include accessible parking spots marked with a sign, an access aisle, a flat solid surface, and a curb cut or ramp to reach the pathway.



**Disability Rights Iowa**

LEGAL PROTECTION AND ADVOCACY

Special thanks to:  
The Protection & Advocacy System for South Carolina

*This document is a summary. For the full ADA Polling Place Guide go to:  
<https://www.ada.gov/votingchecklist.pdf>*

## Parking

### Things to remember:

- There must be at least one parking space that is van accessible which is 96" wide with a 96" access aisle
- Parking lots with 25-50 spaces require 1 additional car space which is a 96" wide space with a 60" access aisle
- Parking lots with 51-75 spaces require 2 additional car spaces
- Accessible parking should be closest to the most accessible route to the voting area

### Temporary Fix:

- Use two regular parking spaces to make one accessible parking space and an access aisle



Temporary accessible parking space with access aisle

## Path of Travel

### Do:

- Prop open doors or schedule a person to open doors when door handles are inaccessible
- Make sure that separate accessible entrances are unlocked
- Walk through all paths, remove debris and move objects such as plants or signs out of the way

### Don't:

- Use bulky objects to prop doors open

### Temporary Fix:

- Use cones, chairs, or trash cans under barriers protruding more than 4 inches from the wall such as a water fountain

## Curbside

### Things to remember:

- Curbside voting area should be clear of obstacles and barriers
- Curbside voting does not eliminate the need for an accessible polling location

### Do:

- Place a large visible curbside voting sign at eye level
- If using a bell, ensure it can be reached by the driver without leaving the car

### Don't:

- Use an accessible parking space for curbside voting
- Place signs too low to the ground where drivers cannot see them



Accessible parking should not be used for curbside voting



Separate curbside parking location

## Voting Area

### Things to keep in mind:

- Cords and rugs could make mobility difficult
- Provide directional signs
- Set up a machine at table level height to make it accessible
- Always ensure privacy is maintained
- Ensure the area has room to accommodate a wheel chair
- Have chairs for individuals to sit on while waiting if needed
- Pens, paper, and headphones should be available or easily accessible by poll workers