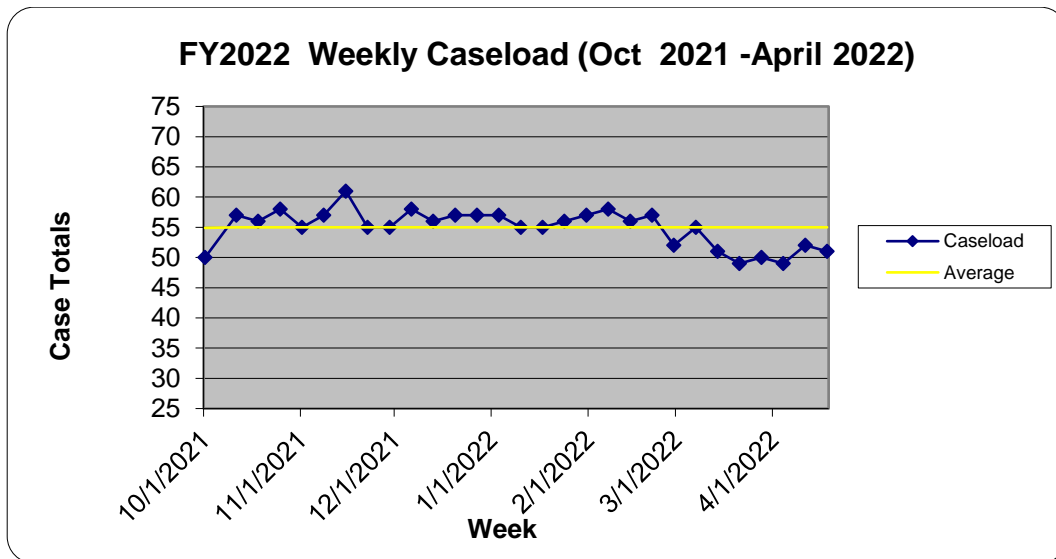




Disability Rights Iowa

LEGAL PROTECTION AND ADVOCACY

FY2022 (10/1/2021-4/21/2022)
Year To Date
(Run on 4-21-2022)



This report contains case numbers for the 7 core Protection and Advocacy Programs:

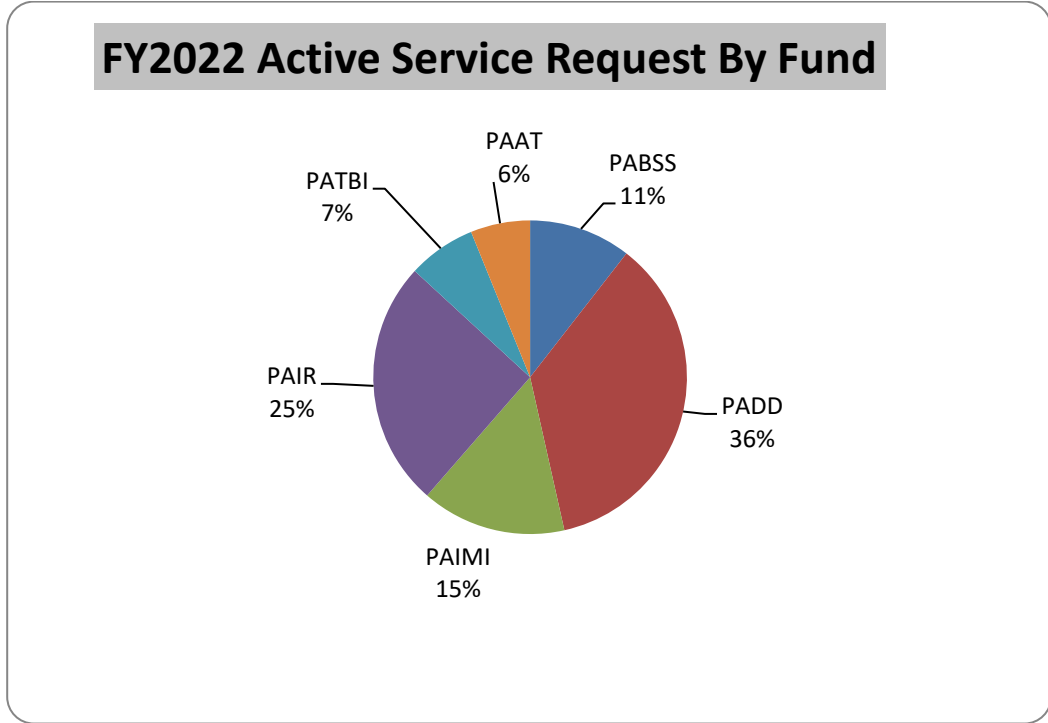
- **Protection and Advocacy for Developmental Disabilities (PADD)**
- **Protection and Advocacy for Individuals with Mental Illness (PAIMI)**
- **Protection and Advocacy for Individual Rights (PAIR)**
- **Protection and Advocacy for Voting Accessibility (PAVA)**
- **Protection and Advocacy for Beneficiaries with Traumatic Brain Injury (PATBI)**
- **Protection and Advocacy for Assistive Technology (PAAT)**

DRI has had 114 active individual service requests so far in FY2022. This number includes 50 carryover service requests from previous fiscal years that we continued to work on and 64 new service requests.

DRI Intake Staff handled more than 744 additional requests to date that did not qualify for full case status and were give Information and Referral or technical assistance.

FY2022 Active Service Requests

FY22 Active Service Requests Totals By Funding



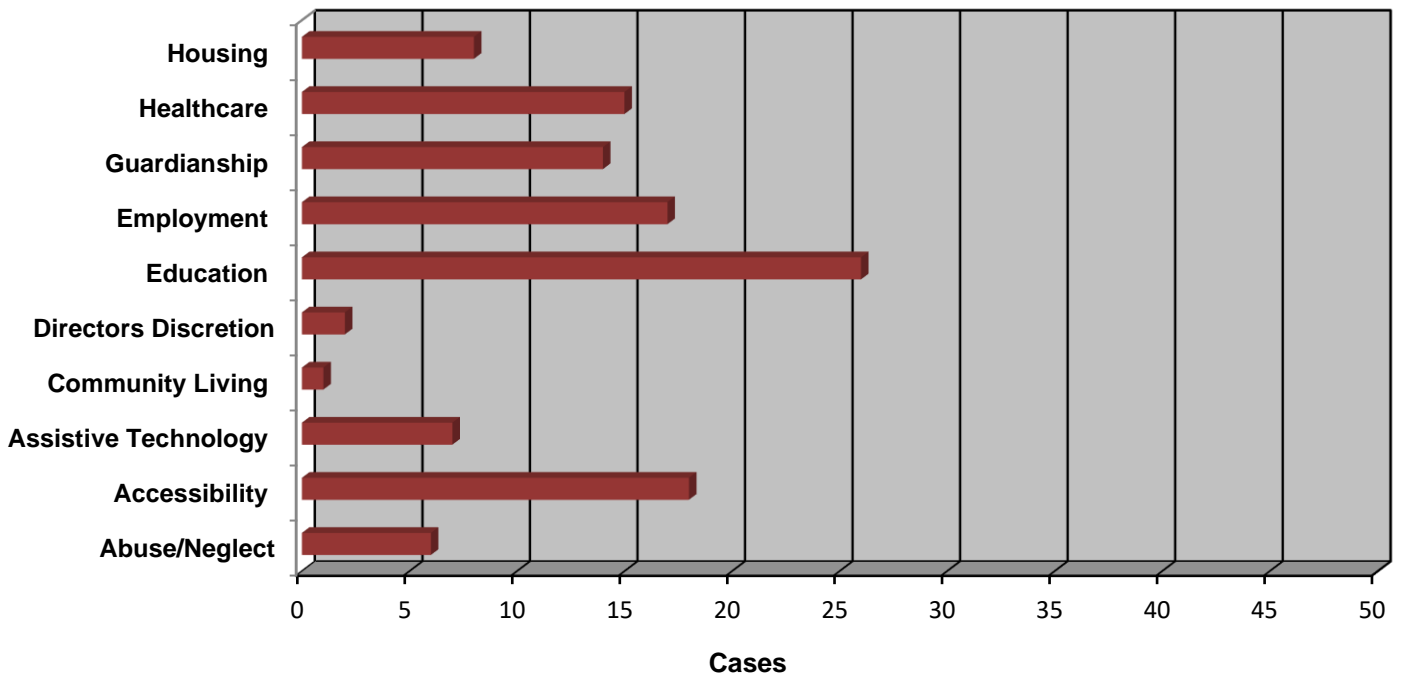
Number of Active Service Request Per Funding Stream

PABSS - 12 PADD - 41 PAIMI - 17 PAIR - 29 PATBI - 8 PAAT - 7

TOTAL 114

The 114 Active Service Requests to date in FY2022 come from 50 of Iowa's counties.

FY2022 Year to Date Service Requests By Areas of Focus



FY2022 Project Overview – 138 projects have been active during the first half of FY2022 in the following categories:

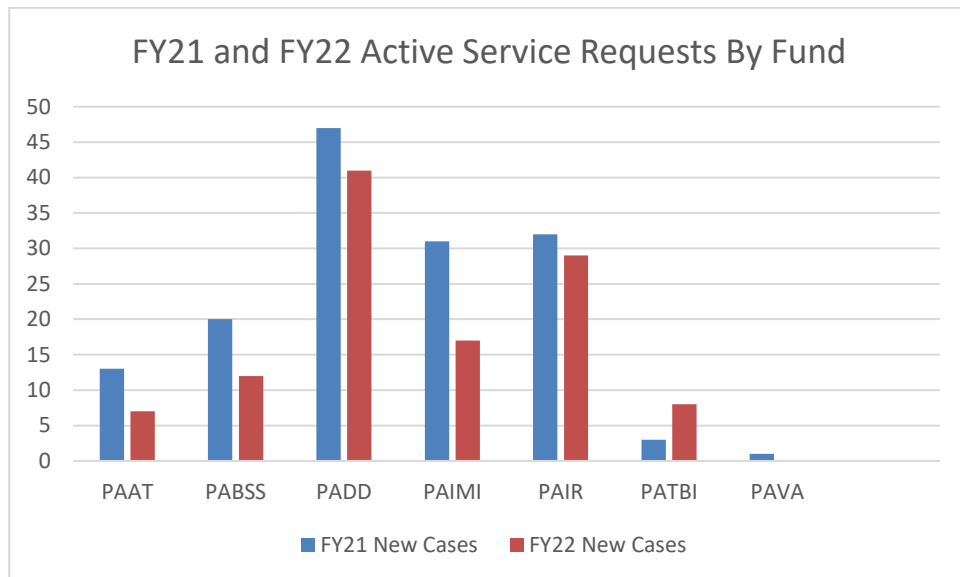
- Class Action Litigation
 - Education/Training
- General Public Information
 - Investigations
 - Monitoring's
 - Systemic Work
 - Outreach
 - Research
- Staff Development

Grievances FY2022 To Date – 1

Year-to-Year Comparison

In the first half of FY2021 (10/1/2020 thru 4/21/2022) DRI had 147 active service requests, 85 of those were new cases opened during the period.

In the first half of FY2022 (10/1/2022 thru 4/21/2022) DRI had 114 active service requests, 64 of those were new cases opened during the period



Rep Payee Team Update

The total number of reviews conducted during GY(Grant Year) Three & GY(Grant Year) Four is 31.

The total number of reviews conducted during GY One & GY Two is 53.

The total number of reviews remaining for GY4 is 33.

Types of Representative Payee Reviews conducted included:

- Intermediate Care Facilities for Individuals with Intellectual Disabilities
- Residential Care Facilities
- Nursing Facilities
- Community Providers
- State Institutions
- Individual Payees (Family Member)
- County Mental Health and Disabilities Services (Departments
- Payee Organizations (Business' that provide fiduciary services)

Of note: There are 19 weeks left in the current grant year. In order to meet our target, DRI will need to conduct approximately two reviews per week.

During the second half of GY2 and all of GY3, Representative Payee Reviews were conducted under emergency rules set by SSA. Initially, the rules allowed DRI to conduct partial reviews by phone with the expectation that we would complete the review onsite and in person when Covid-19 subsided and it was safe for beneficiaries and reviewers. As Covid-19 persisted SSA adapted and modified the emergency rules so that DRI could complete reviews virtually. Generally, the circumstances due to the pandemic challenged our ability to complete reviews timely and efficiently.

We are currently conducting hybrid onsite reviews. As conditions allow we will resume 100% in person reviews.

A review consists of:

- Extensive Interview of the Payee
- Conduct Financial Review/Reconciliation of accounts for 12 months of records up to 10 beneficiaries.(identify record keeping, account titling and overdue accounting deficiencies)
- Touring the facilities (when housing is provided by payee)
- Interviewing beneficiaries
- Identify unmet needs of beneficiaries and make appropriate referrals
- Complete analysis and corrective action plan if needed
- Complete final report

WIPA(Work Incentives Planning and Assistance) Team Update

WIPA activity for Quarter 3 (January 1, 2022 to March 31st 2022) of the WIPA FY.

Iowa referrals: 54

Illinois referrals: 38

Total new referrals: 92

Presentations/Outreach/"Meet and greet" Via Zoom, Teams, and Webex were provided to the following agencies in the third quarter:

Robert Young Center

Transitions of Northwest Illinois,

RAMP No Limits

Illinois Vocational rehabilitation

National Disability Institute (Train the Trainer program)

Goodwill Industries

The Workshop

Bridgeway, Inc.