



# Disability Rights Iowa

LEGAL PROTECTION AND ADVOCACY

## Financial Report

October 2021 – August 2022

11 of 12 months through FY2022



# Grant Acronyms & FY22 Funding

- **PADD:** Protection and Advocacy for Individuals with Developmental Disabilities
  - \$414,977 FY2022 grant + \$136,610 carryover = **\$551,587** Total

---

- **PAIMI:** Protection and Advocacy for Individuals with Mental Illness
  - **\$450,000 (5.1%)** FY2022 grant + \$167,770 carryover = **\$617,770** Total

---

- **PAIR:** Protection and Advocacy for Individual Rights
  - **\$186,177 (5.5%)** FY2022 grant + \$70,852 carryover = **\$257,029** Total

---

- **PABSS:** Protection and Advocacy for Beneficiaries of Social Security
  - \$100,000 FY2022 grant + **\$44,776 FY22 add** + \$20,195 carryover = **\$164,971** Total

---

- **PATBI:** Protection and Advocacy for Individuals with Traumatic Brain Injury
  - \$50,000 FY2022 grant + \$34,868 carryover = **\$84,868** Total

---

- **PAVA:** Protection and Advocacy for Voting Access
  - **\$119,365 (6.3%)** FY2022 grant + \$2101,318 carryover = **\$220,683** Total

---

- **PAAT:** Protection and Advocacy Assistive Technology
  - \$43,750 FY2022 sub-award = **\$43,750** Total

---

- **PABRP:** Rep Payee: Strengthening Protections for Social Security Beneficiaries
  - \$229,167 FY2022 grant + \$71,791 carryover = **\$300,958** Total (Aug – Jul Fiscal Year)

---

- **WIPA:** Work Incentives Planning Assistance
  - \$276,700 FY2022 grant = **\$276,700** Total (Jul – Jun Fiscal Year)

## Notes on Increases:

DRI received final FY22 award amounts in May 2022. Three grants received increases over FY21 ranging from 5.1% to 6.3%. One grant received a one-time supplemental award of \$44,776. These grants and the award amounts are highlighted in **green**.

In total, these increases result in \$83,551 of additional award dollars.



# Additional Grant Notes

- **PACOV: Expanding Disabilities Network's (P&As) Access to COVID 19 Vaccines**
  - \$39,713 one-time, temporary grant that runs through September of 2022. Unique in that there is no formal fiscal year cutoff. \$1,841.03 grant fund balance as of 8/31/2022.
  - Funds were exhausted in early September.
  
- **PHWF: Expanding The Public Health Workforce**
  - \$114,000 one-time, temporary grant that runs through September 2024. Spending began on this immediately after the PACOV funds were utilized.

Both grants have overlap in their missions so a smooth transition from PACOV to PHWF is anticipated.

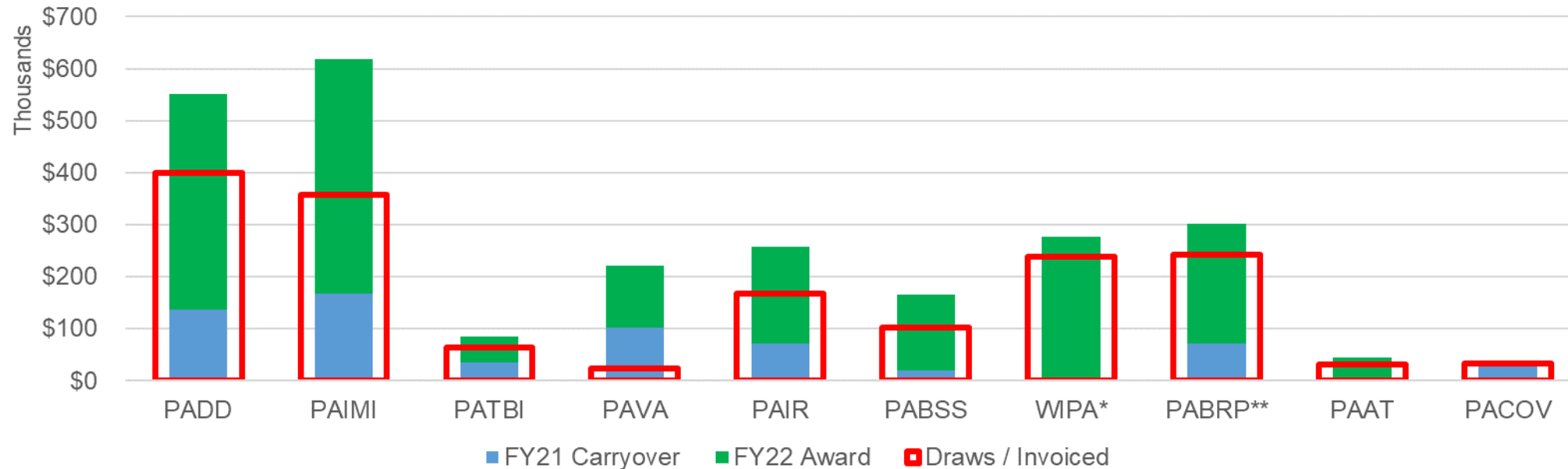
# FY22 Cash Draws

**FY2022 Cash Draws. October 2021 - August 2022 (11/12 through FY2022)**

	PADD	PAIMI	PATBI	PAVA	PAIR	PABSS	WIPA*	PABRP**	PAAT	PACOV
<b>FY21 Carryover</b>	\$136,610	\$167,770	\$34,868	\$101,318	\$70,852	\$20,195	\$0	\$71,791	\$0	\$34,842
<b>FY22 Award</b>	\$414,977	\$450,000	\$50,000	\$119,365	\$186,177	\$144,776	\$276,700	\$229,167	\$43,750	\$0
<b>Total Funds</b>	<b>\$551,587</b>	<b>\$617,770</b>	<b>\$84,868</b>	<b>\$220,683</b>	<b>\$257,029</b>	<b>\$164,971</b>	<b>\$276,700</b>	<b>\$300,958</b>	<b>\$43,750</b>	<b>\$34,842</b>
<b>Draws / Invoiced</b>	<b>\$398,577</b>	<b>\$357,233</b>	<b>\$63,313</b>	<b>\$23,914</b>	<b>\$167,319</b>	<b>\$101,391</b>	<b>\$237,554</b>	<b>\$241,505</b>	<b>\$30,370</b>	<b>\$33,001</b>
<b>% of Award Drawn</b>	96.0%	79.4%	126.6%	20.0%	89.9%	70.0%	85.9%	105.4%	69.4%	0.0%
<b>% of Total Funds Drawn</b>	72.3%	57.8%	74.6%	10.8%	65.1%	61.5%	85.9%	80.2%	69.4%	94.7%
<b>Implied Carryover</b>	\$116,776	\$228,061	\$15,799	\$194,596	\$74,499	\$54,363				

\* WIPA's fiscal year runs from July to June.

\*\* PABRP's fiscal year runs from August to July.

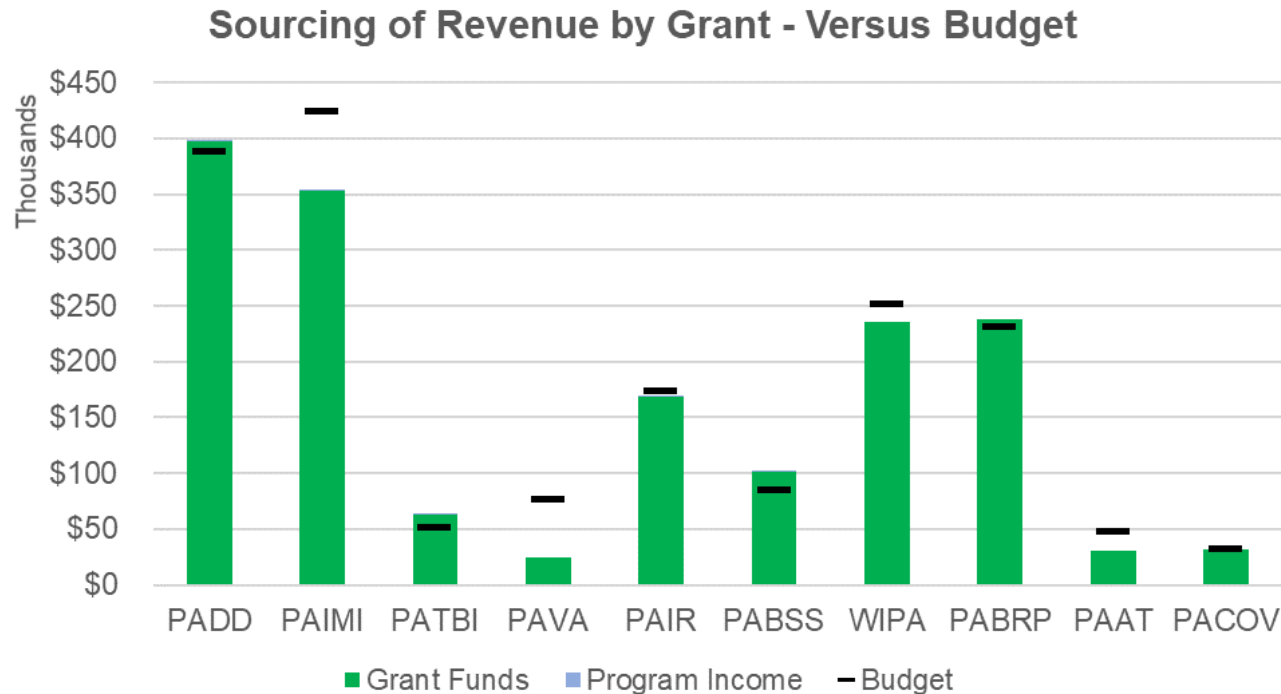


# Sourcing of Funds (Revenue)

- Total Accrual Revenue through 8/31/2022 is \$2.240M vs. budget of 1.769M.
  - Accrual Revenue is \$1.668M if Boys State Training School attorney's fees are not included.

## Quick Notes

- **PAIMI** – Spending in PAIMI continues to lag budget. This will be a focus moving into FY23.
- **PAVA** – Lacey Be was hired in March and PAVA spending has increased due to Lacey's role being roughly 50% PAVA related. A voting related outreach project has yet to occur increasing this variance.
- **PABSS** – PABSS received a one-time influx of funds this year so spending has been greater than budget.



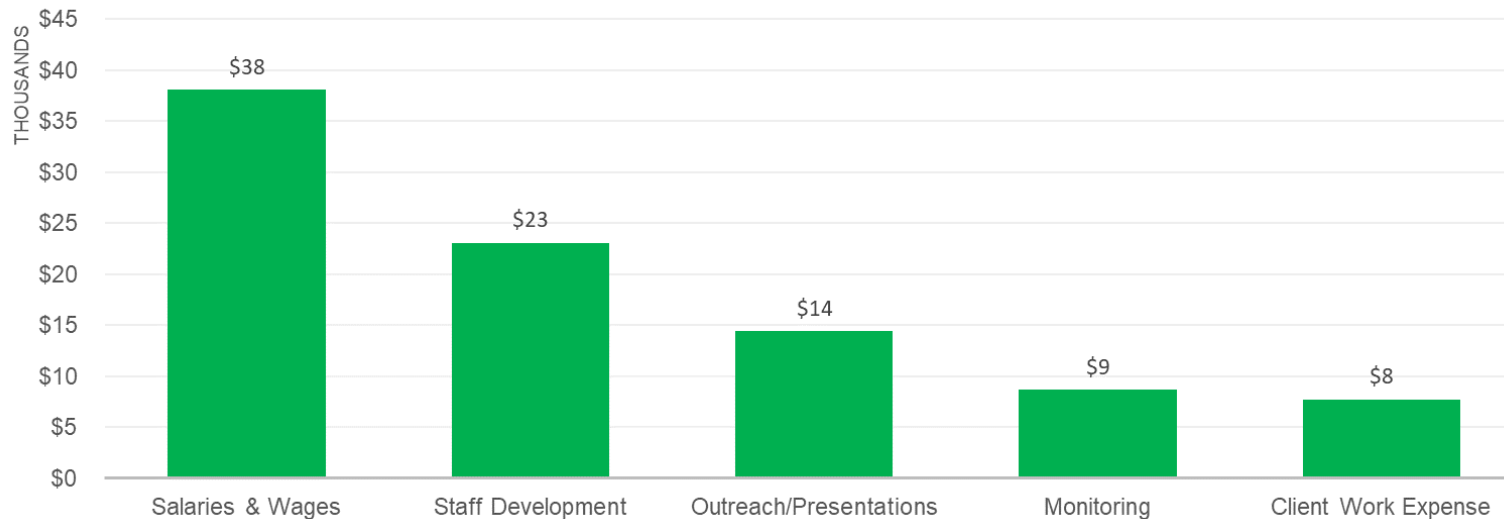
# Expenses

- Total Accrual Expense through 8/31/2022 is \$1.668M vs. budget of \$1.778M.

## Quick Notes

- **Salaries & Wages** – DRI budgeted for a Systems Change Attorney in FY22, but this position is delayed. The hire of an advocate to work on DRI’s temporary grants offset some of the variance.
- **Staff Development** – The variance has slightly decreased since May suggesting DRI has hit its development targets over the second half of FY22.
- **Outreach/Presentations** – WIPA’s outreach event to Illinois is taking place in September which will utilize roughly \$5,000 of these dollars.
- **Monitoring/Investigation** – Half of this favorable variance is due to Rep Payee reviews being less costly than expected.

Variance to Budget - Expense Categories



Positive Numbers = Under Budget    Negative Numbers = Over Budget

# Program Income

June – August 2022

	PADD	PAIMI	PAIR	WIPA	PATBI	PAVA	PABSS	Total
<b>Beginning Balance</b>	<b>\$22,986</b>	<b>\$5,754</b>	<b>\$0</b>	<b>\$0</b>	<b>\$0</b>	<b>\$0</b>	<b>\$0</b>	<b>\$28,740</b>
<b>Earned</b>								
Attorney Fees								
Speaker Fees	\$113	\$113	\$13		\$13			\$250
Interest	\$12.54	\$3.18						\$15.72
Other								
<b>Total Earned</b>	<b>\$125.04</b>	<b>\$115.68</b>	<b>\$12.50</b>		<b>\$12.50</b>			<b>\$265.72</b>
<b>Expended</b>			<b>(\$12.50)</b>		<b>(\$12.50)</b>			<b>(\$25.00)</b>
<b>Remaining Balance</b>	<b>\$23,110.73</b>	<b>\$5,870.00</b>	<b>\$0.00</b>	<b>\$0.00</b>	<b>\$0.00</b>	<b>\$0.00</b>	<b>\$0.00</b>	<b>\$28,980.73</b>

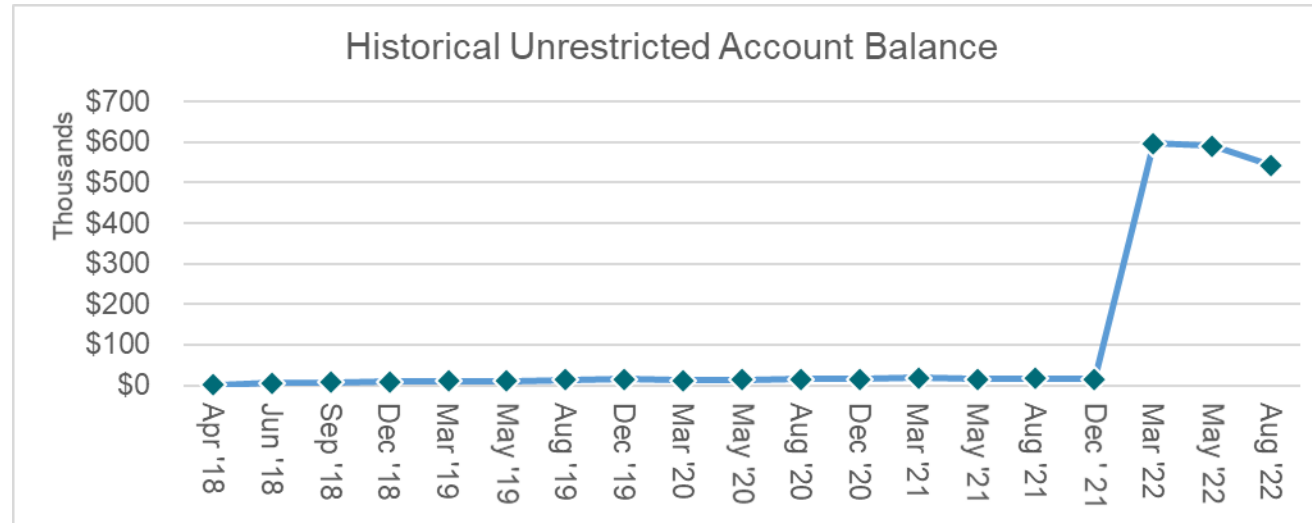
## Attorney Fees

- No grant restricted Attorney Fees were received from June to August 2022.

## Speaker Fees

- \$250 (PADD, PAIMI, PAIR, PATBI) in Speaker Fees were earned from Nate Kirstein presenting at the Together We Can conference.

# Unrestricted Funds



- \$82.60 – Donations received from June through August 2022.
- **\$542,073** – August 31<sup>st</sup> balance of DRI’s Unrestricted Funds made up of balances in the Unrestricted Checking Account, interest-bearing Unrestricted Money Market, and Community Foundation of Greater Des Moines investment at previous quarter end balance.
  - An unrealized loss of \$46,409 is reported on DRI’s balance sheet relating to the change in balance of the Community Foundation of Greater Des Moines fund as of 6/30/2022.