



Financial Report

October 2022 – August 2023

11 of 12 months through FY2023

Grant Acronyms & FY23 Funding

- **PADD:** Protection and Advocacy for Individuals with Developmental Disabilities
 - \$414,977+ FY2023 grant + \$108,147 carryover = **\$523,124** Total

- **PAIMI:** Protection and Advocacy for Individuals with Mental Illness
 - \$473,700 FY2023 grant + \$222,013 carryover = **\$695,713** Total

- **PAIR:** Protection and Advocacy for Individual Rights
 - \$195,895 FY2023 grant + \$70,746 carryover = **\$266,641** Total

- **PABSS:** Protection and Advocacy for Beneficiaries of Social Security
 - \$120,000 FY2023 grant + \$53,297 carryover = **\$173,297** Total

- **PATBI:** Protection and Advocacy for Individuals with Traumatic Brain Injury
 - \$50,000 FY2023 grant + \$16,683 carryover = **\$66,683** Total

- **PAVA:** Protection and Advocacy for Voting Access
 - \$141,043 FY2023 grant + \$192,748 carryover = **\$333,791** Total

- **PAAT:** Protection and Advocacy Assistive Technology
 - \$43,750 FY2023 sub-award = **\$43,750** Total

- **PABRP:** Rep Payee: Strengthening Protections for Social Security Beneficiaries
 - \$265,680 **FY2024** grant + \$31,898 carryover = **\$297,578** Total (Aug – Jul Fiscal Year)

- **WIPA:** Work Incentives Planning Assistance
 - \$276,700 **FY2024** grant + \$18,248 carryover = **\$294,948** Total (Jul – Jun Fiscal Year)

- **PAPH:** Protection and Advocacy for Expanding the Public Health Workforce
 - **\$110,318** Total (1 time grant with runway through 9/30/2024)

Notes on Increases:

DRI received final award amounts for ACL and Dept. of Ed grants in February 2023. The grants with amounts in **green** increased in FY23.

Increases in funding for FY24 are no longer expected except in Rep Payee and possibly PAIR.

WIPA and Rep Payee are in their FY24 grant years due to the timing of their fiscal years.

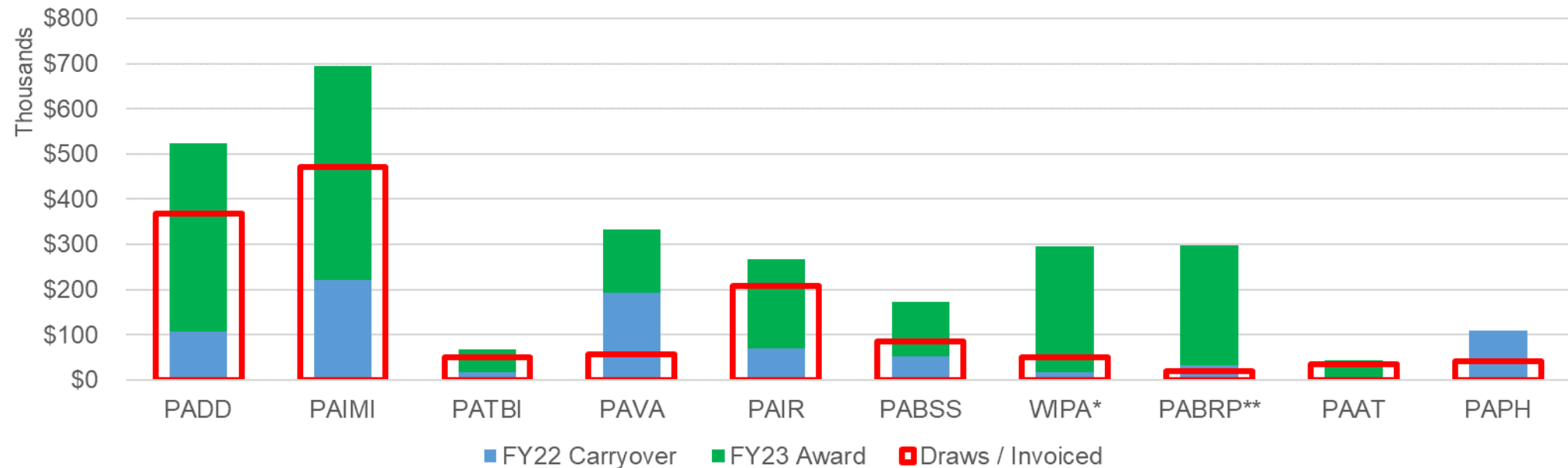
FY23 Cash Draws

FY2023 Cash Draws. October 2022 - August 2023 (11/12 through FY2023)

	PADD	PAIMI	PATBI	PAVA	PAIR	PABSS	WIPA*	PABRP**	PAAT	PAPH
FY22 Carryover	\$108,147	\$222,013	\$16,683	\$192,748	\$70,746	\$53,297	\$18,248	\$31,898	\$0	\$110,318
FY23 Award	\$414,977	\$473,700	\$50,000	\$141,043	\$195,895	\$120,000	\$276,700	\$265,680	\$43,750	\$0
Total Funds	\$523,124	\$695,713	\$66,683	\$333,791	\$266,641	\$173,297	\$294,948	\$297,578	\$43,750	\$110,318
Draws / Invoiced	\$368,565	\$470,671	\$49,346	\$56,551	\$207,506	\$85,623	\$50,448	\$18,887	\$34,674	\$40,623
% of Award Drawn	88.8%	99.4%	98.7%	40.1%	105.9%	71.4%	18.2%	7.1%	79.3%	0.0%
% of Total Funds Drawn	70.5%	67.7%	74.0%	16.9%	77.8%	49.4%	17.1%	6.3%	79.3%	36.8%

* WIPA's fiscal year runs from July to June.

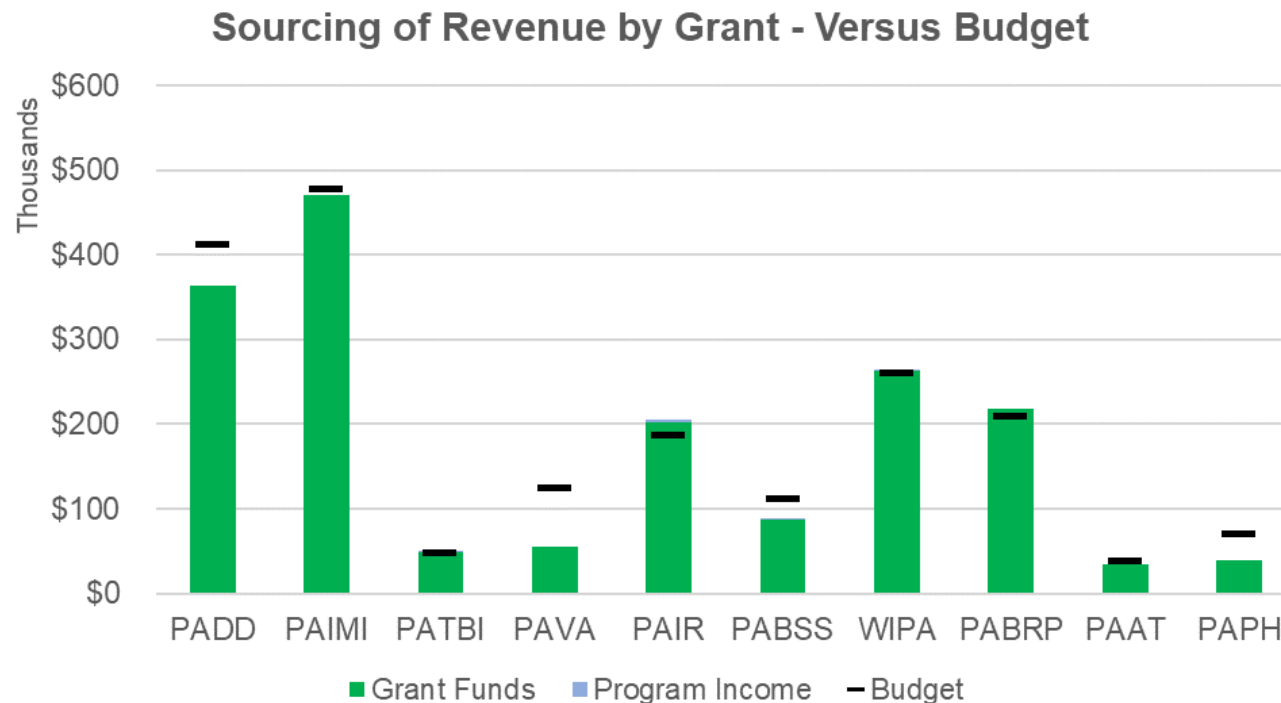
** PABRP's fiscal year runs from August to July.



Sourcing of Funds (Revenue)

- Total Accrual Revenue through 8/31/2023 is \$1.82 million vs. budget of \$1.96 million.

Notes



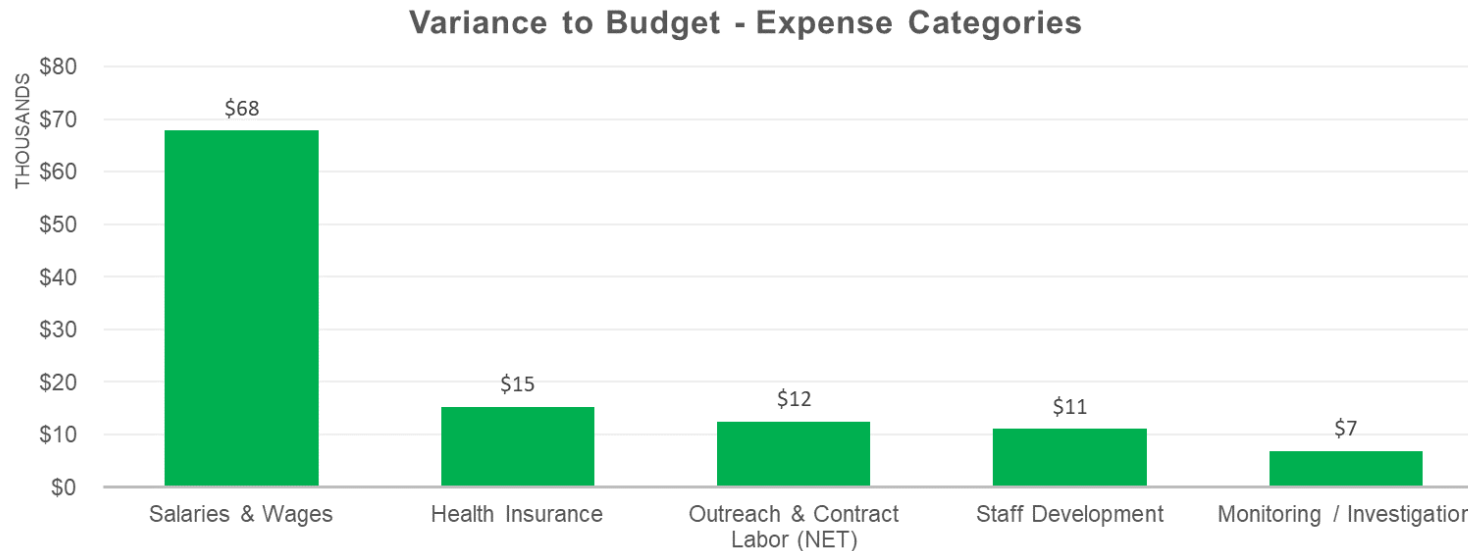
- **Activity**— PAVA and PAPH spending has been lower than anticipated. Other grant activity has been as expected considering employee vacancies. Including planned position filling decisions.
- **General** – Lower spending in PADD in FY23 allows for a stronger budget outlook in FY24 and beyond.

Expenses

- Total Accrual Expense through 8/31/2023 is \$1.87 million vs. budget of \$2.02 million.

Notes

- **Salaries & Wages** – Vacancies mentioned in previous slide. This variance has decreased since last Board Meeting.
- **Health Insurance** – Among the most difficult items to budget, DRI takes a conservative approach. This combined with staff vacancies and elections, or lack thereof, of new employees has led to a positive variance.
- **Outreach/Presentations & Contract Labor** – This is the NET of these two line-items. Outreach events were trimmed to allow for N. Wilker's strategic plan consulting. PAVA outreach will be picking up in early FY24.
- **Staff Development** – This line item is less favorable compared to last meeting due to sending four employees to NDRN's annual conference.



Positive Numbers = Under Budget Negative Numbers = Over Budget

Program Income

June – August 2023

	PADD	PAIMI	PAIR	WIPA	PATBI	PAVA	PABSS	Total
Beginning Balance	\$29,573	\$98,142	\$0	\$0	\$0	\$0	\$0	\$127,714
Earned								
Attorney Fees								
Speaker Fees								
Interest	\$72.80	\$244.08						\$316.88
Other		\$1,000						\$1,000
Total Earned	\$72.80	\$1,244.08						\$1,316.88
Expended								
Remaining Balance	\$29,645.31	\$99,385.80	\$0.00	\$0.00	\$0.00	\$0.00	\$0.00	\$129,031.11

Attorney Fees

- None during this period, however, \$7,500 in PADD attorney's fees were received in September (S. Smith case).

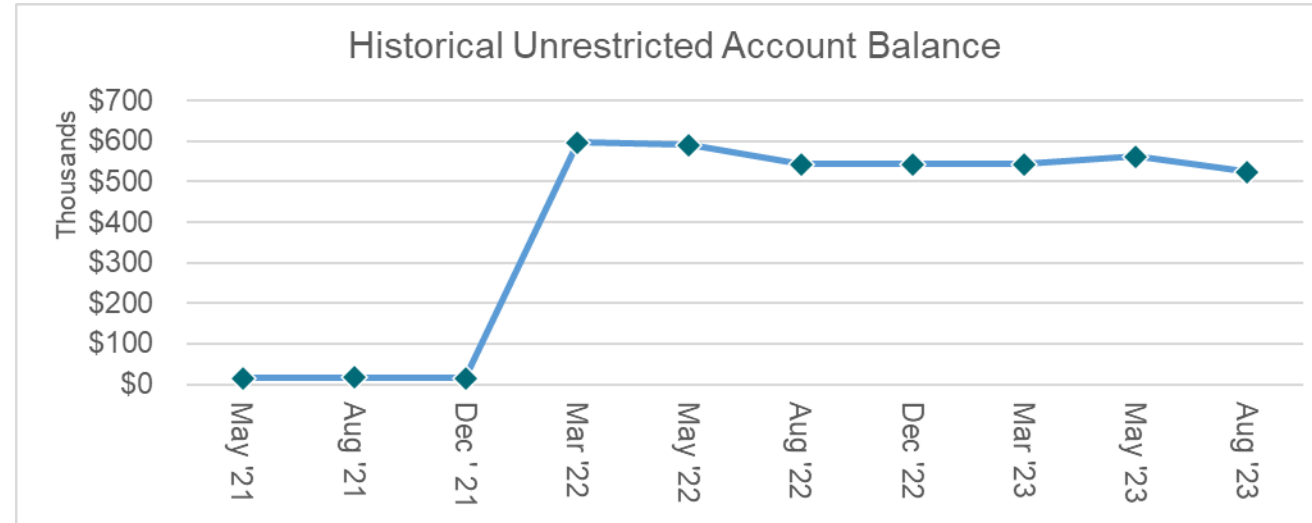
Speaker Fees

- None during this period.

Other

- \$1,000 – PAIMI – CLU receipts for individuals attending May's mental health event.

Unrestricted Funds



- **\$704.00** – Donations received from June to August 2023.
- **\$523,509** – August 31st balance of DRI's Unrestricted Funds made up of balances in the Unrestricted Checking Account, interest-bearing Unrestricted Money Market, Certificate of Deposit and Community Foundation of Greater Des Moines investment.